

Welcome to
Spring GECO 2021
Level B




Today's Contents

- Introduction by teachers and volunteers
- Introduction by students: It's your turn!!
- About Spring GECO 2021
- About level B class
- Small Group Activities
- Feedback
- Q & A



Hello!



My name is **Daisuke Aoki**

MA/TESOL Program at GU

From Japan

Speak Japanese and English

Hello!



My name is Hailey Herrington

M/A TESOL Program at GU

I'm from Spokane, Washington

I speak English and French

The slide features a white background with various colorful, hand-drawn fruit illustrations scattered around the edges. These include a blueberry cluster, a lemon slice, a green kiwi, a strawberry, a lime, a banana, an orange, a cherry, and several leaves. The title 'Our Volunteers' is centered in a large, orange, handwritten-style font.

Our Volunteers

- Lindsey Anderson
- Meagan Graves
- Eppie Nielson

Please introduce yourself!

- **Your name**
- **Age**
- **Nationality**
(country you are from)
- **Place you are living now**
- **Language**
- **Job**
- **What you want to do in GECO**



About Spring GECO 2021



Our program.

GECO = Gonzaga ESL Community Outreach



Contents of Spring GECO 2021

4 Units

× **Unit 1: (2/13, 2/20)**
Customer Service

× **Unit 2: (3/6, 3/13)**
Writing Email

× **Unit 3: (3/20, 3/27)**
Calling Work

× **Unit 4: (4/10, 4/17)**
Giving Direction


Website: <https://gecoenglish.weebly.com/spring-geco.html>





GECO Drop-in Tutoring Session

- ✕ From February 13th,
- ✕ 12:00~1:00 p.m.
- ✕ Online tutoring session
- ✕ One-on-one tutoring
- ✕ Teachers and volunteers will help you!!



Content of Spring GEEO 2021

Grammar Objectives

Basic Sentence Structure

SVC form

Sentence boundaries and punctuation

Verb Tense

Simple Past

Future
(will and
be going to)

Phrases and Expressions

Permissions
Necessity
Adverbs of manner



Do you have any
questions?

We want your
questions to improve
our class!!!



The background is a solid orange color. It is decorated with various white line-art illustrations of fruits. These include whole lemons, lemon slices, pears, and a banana. The fruits are scattered around the central text, with some appearing in the corners and others more centrally placed.

It's time for Small
Group Activity!!!

What do we do?

1. You will work in each **break-out room**.
2. You will **introduce yourself again** to your classmates.
3. After a couple of minutes, you will move to a new break-out room, and introduce your classmate to other classmates.



The background is a solid orange color. It is decorated with various white line-art illustrations of fruits and leaves. At the top, there are three small circles, a slice of citrus fruit, a whole citrus fruit, and a slice of citrus fruit. On the right side, there is a slice of citrus fruit and a pear. In the center, the text "Are you ready??" is written in a handwritten style. Below the text, there is a leaf on the left and a slice of citrus fruit on the right. At the bottom, there is a strawberry, a banana, a leaf, a slice of citrus fruit, and a cherry with two leaves.


Are you ready??

Let's move to the break-out room!!

How were your activities?

Did you get to know your classmates?

Who wants to introduce your classmates?



Our Countries



The slide is decorated with various hand-drawn illustrations of fruits and vegetables. At the top, there is a slice of orange, a green pepper, and a slice of watermelon. On the left, there is a whole yellow lemon and a small blueberry. On the right, there is a whole green lime. In the center, the text 'Any questions?' is written in a large, orange, handwritten font. Below this, the text 'We have place to write' and 'Who you are, 2 goals, any questions' is written in a smaller, grey, sans-serif font. Below that, a long URL is provided in a red, underlined font. At the bottom, there are more illustrations: a strawberry, a banana, a green pepper, a slice of lime, a whole orange, and a cherry.

Any questions?

We have place to write
Who you are, 2 goals, any questions

https://docs.google.com/document/d/1qLv srlxXofadXEzZ067mdOr0_1FtV1cvhB9M0wUvw5Q/edit?usp=sharing

The background is white and decorated with various colorful fruit illustrations. At the top left is a small blue cluster of berries. Next to it is a slice of orange. To the right is a green kiwi. Further right is a slice of watermelon. On the far right is a green pear. Below the top left is a yellow lemon. Below the top center is a green leaf. Below the top right is a yellow slice of orange. At the bottom left is a strawberry. Below the center is a banana. To the right of the banana is a green kiwi. At the bottom right is a cherry and an orange.

Thank you for coming today!
We will see you all next week!!!